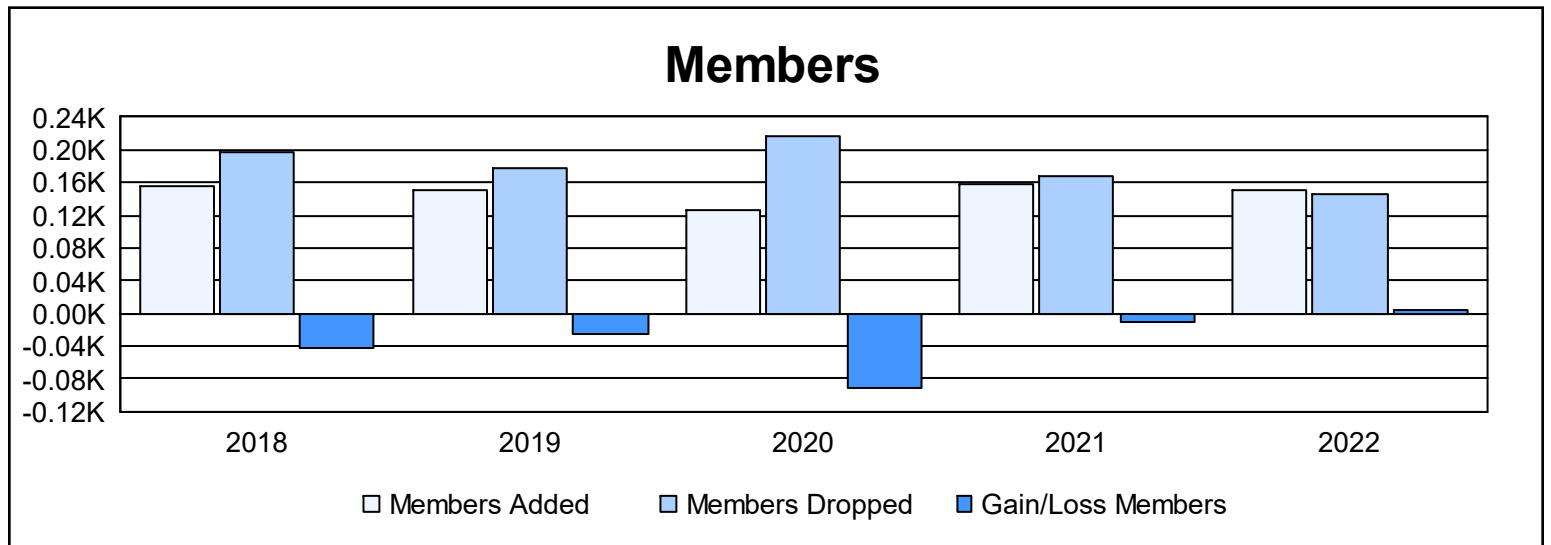
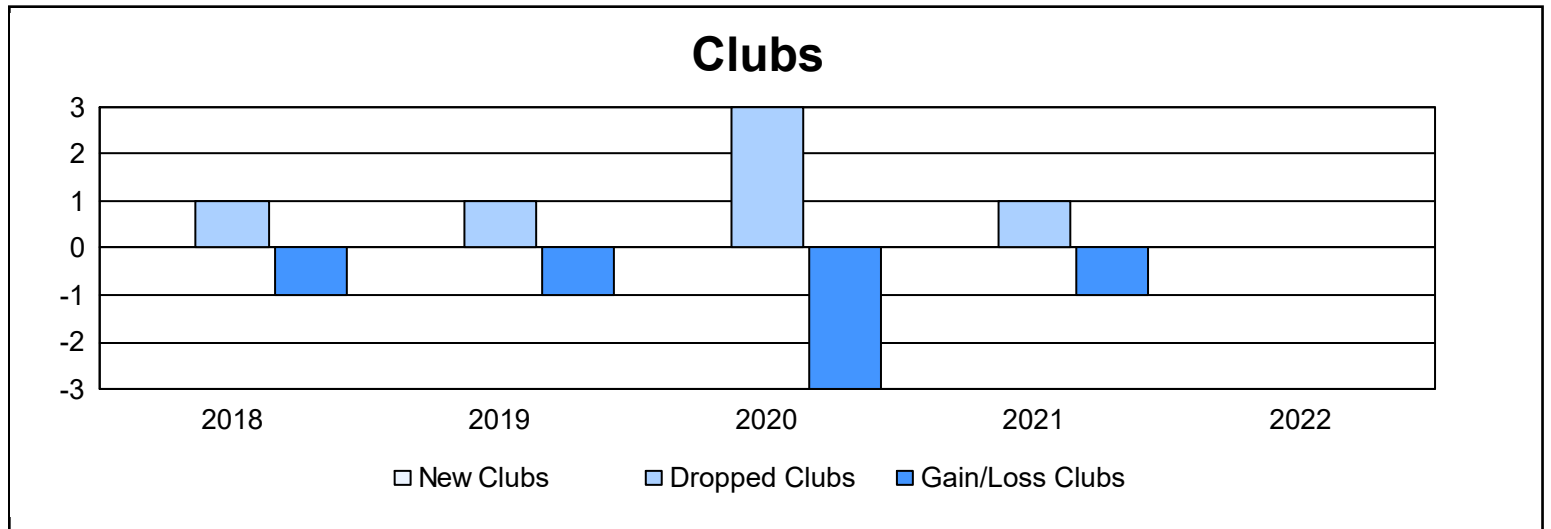
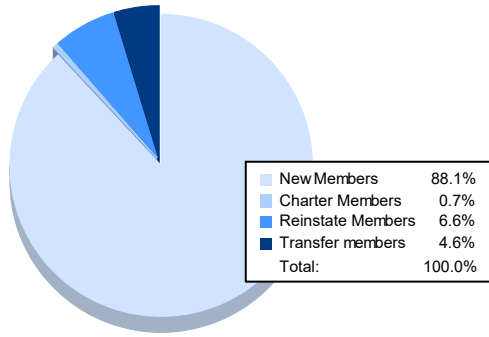


Year	New Clubs	Dropped Clubs	Gain/ Loss Clubs	New Members	Charter Members	Reinstate Members	Transfer Members	Total Member Added	Total Members Dropped	Gain/ Loss Members
2017-2018	0	1	-1	141	0	8	6	155	197	-42
2018-2019	0	1	-1	132	1	7	11	151	177	-26
2019-2020	0	3	-3	104	2	12	8	126	217	-91
2020-2021	0	1	-1	139	1	4	15	159	169	-10
2021-2022	0	0	0	133	1	10	7	151	147	4
<b>Average</b>	<b>0</b>	<b>1</b>	<b>-1</b>	<b>130</b>	<b>1</b>	<b>8</b>	<b>9</b>	<b>148</b>	<b>181</b>	<b>-33</b>



### Membership Composition June 2022 Cumulative



### Gender Composition June 2022 Cumulative

